
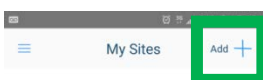
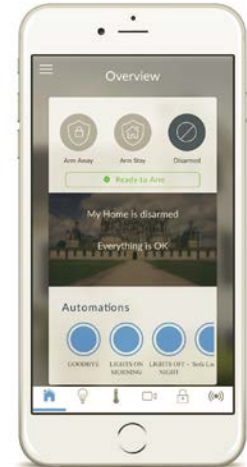


Mobile App Configuration

Android / iPhone

1. Open the "Play Store" or "Apple Store" application in your cell phone
2. In the search bar, enter "**UltraSync +**"
3. Click on the application "**UltraSync +**" whose logo is: 
4. Once the application is downloaded and installed, open the application named "**SmartHome**"
5. Once the application is at the home page, click the "Add" button in the upper-right corner
6. Fill in the fields using the following information:
 - a. **Site Name:** Protected Location Name
 - b. **Description:** Description of the protected location
 - c. **Serial number:** Serial number (on the back of the control unit)
 - d. **Password:** 12345678
 - e. **User Name:** User
 - f. **PIN:** 1234
 - g. **Requires a pin for connection:** off
7. Activate notifications by pressing "**Notifications services**" then press "**Push Notifications**"
8. You can now access the panel with the mobile application. Simply tap the image associated with your site



Welcome to SmartHome!
To get started, press the plus button to add a new site.

